


Student Essentials: Essay Writing Tips by Sophie Fuggle



Student Essentials: Essay Writing by Sophie Fuggle

★★★★☆ 4 out of 5

Language : English

File size : 586 KB

Text-to-Speech : Enabled

Screen Reader : Supported

Enhanced typesetting : Enabled

Word Wise : Enabled

Print length : 115 pages



Writing essays is an essential skill for students, and it can be a daunting task to get started. But with the right tools and knowledge, you can write essays that are well-structured, well-written, and well-argued.

In this guide, I will provide you with comprehensive essay writing tips that will help you improve your writing skills and get better grades. I will cover everything from brainstorming and outlining to drafting, revising, and proofreading.

2. Essay Structure

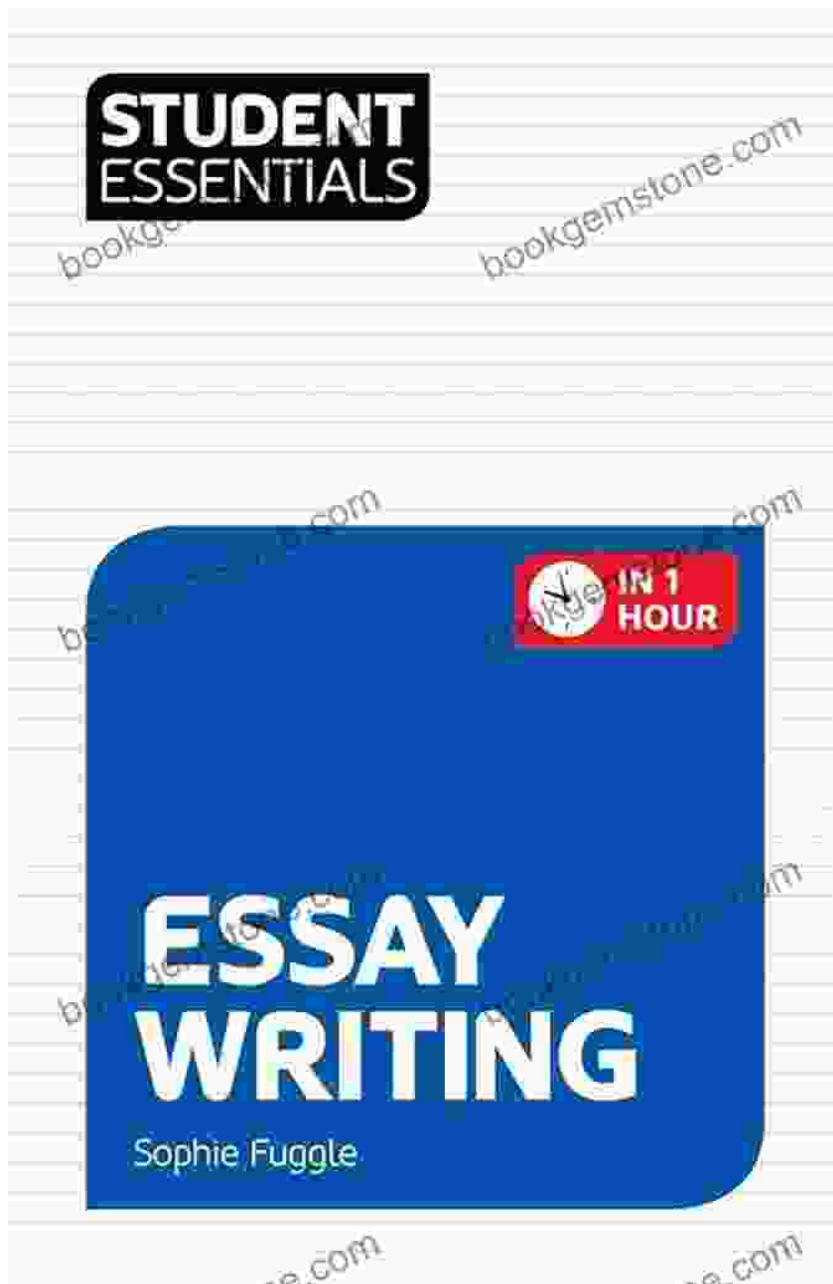
The first step to writing a great essay is to understand the structure of an essay. A typical essay has three main parts: the **introduction**, the **body**, and the **conclusion**.

The **introduction** should introduce your topic and state your thesis statement. The **body** should develop your thesis statement by providing evidence and analysis.

The should summarize your main points and restate your thesis statement.

Here is a more detailed outline of an essay structure:

1.

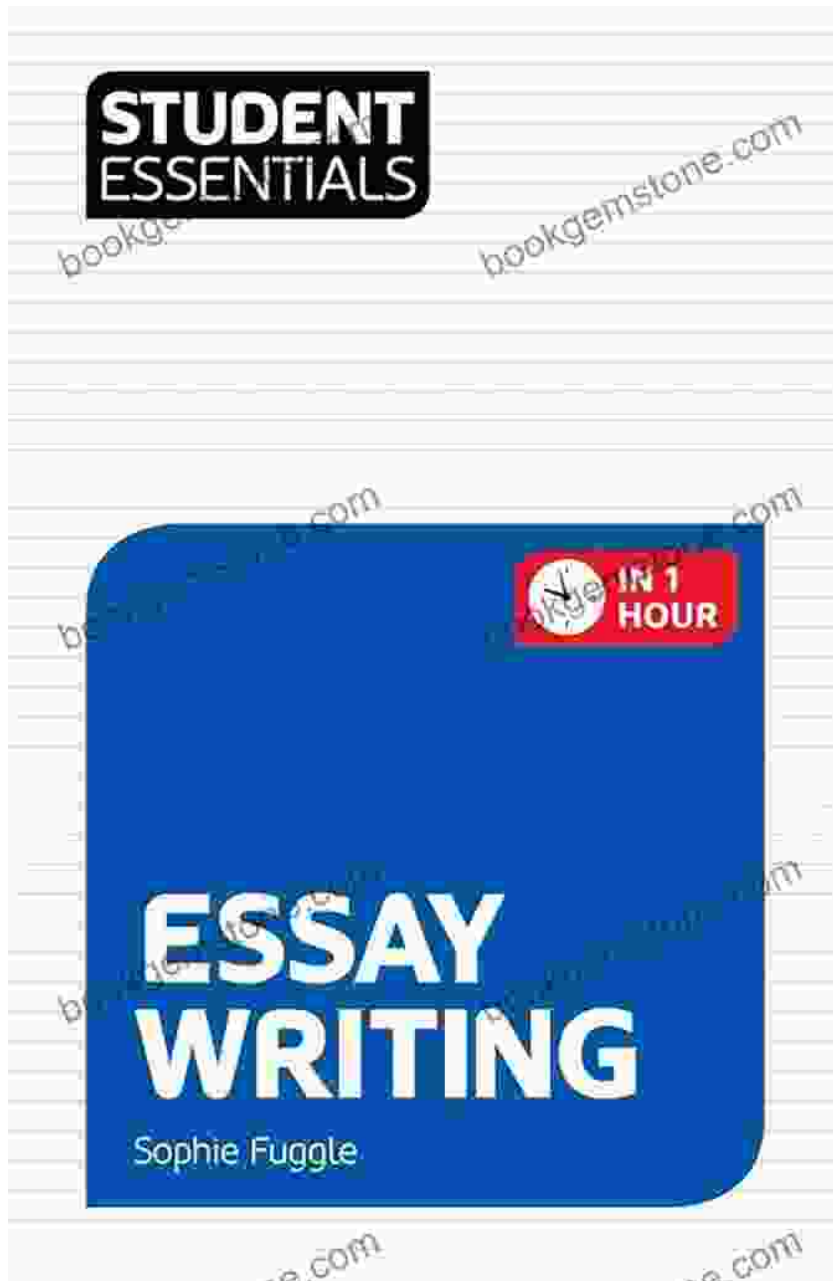


1. Hook

2. Background information

3. Thesis statement

2. Body

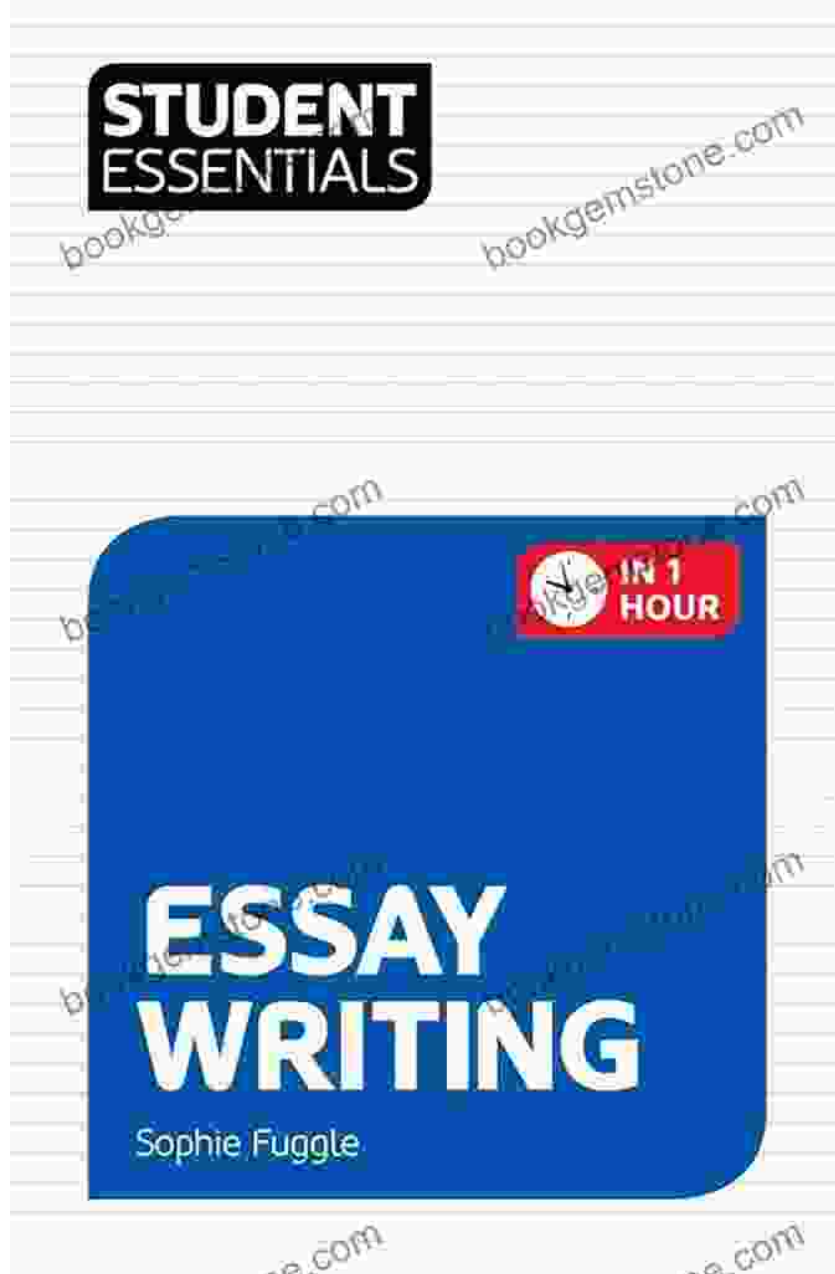


1. Topic sentence 1

2. Supporting evidence 1

3. Analysis 1
4. Topic sentence 2
5. Supporting evidence 2
6. Analysis 2
7. Topic sentence 3
8. Supporting evidence 3
9. Analysis 3

3.



1. Restatement of thesis statement
2. Summary of main points
3. Concluding statement

3. Essay Development

Once you have a basic understanding of essay structure, you can start to develop your essay. This involves brainstorming ideas, outlining your essay, and writing a rough draft.

Brainstorming ideas can be done in a variety of ways. You can use a mind map, a list, or even just freewrite. The goal is to come up with as many ideas as possible, no matter how small or insignificant they may seem.

Once you have a list of ideas, you can start to outline your essay. An outline will help you organize your thoughts and structure your essay in a logical way.

When you write a rough draft, don't worry about making it perfect. Just get your ideas down on paper (or on the computer). You can revise and edit your essay later.

4. Essay Coherence

Coherence is the quality of being logical and well-organized. A coherent essay is one that flows well and makes sense to the reader.

There are a number of things you can do to improve the coherence of your essays, including:

- Using clear and concise language
- Organizing your essay in a logical way
- Using transitions to connect your ideas
- Avoiding contradictions and redundancies

5. Essay Style


The style of your essay should be appropriate for your audience and purpose. For example, if you are writing an academic essay, you should use a formal style. If you are writing a personal essay, you can use a more informal style.

Here are some tips for writing in a formal style:

- Use complete sentences.
- Avoid using contractions.
- Use formal language.
- Avoid using slang.

6. Essay Voice

The voice of your essay is the personality



Student Essentials: Essay Writing by Sophie Fuggle


★★★★☆ 4 out of 5

Language : English
File size : 586 KB
Text-to-Speech : Enabled
Screen Reader : Supported
Enhanced typesetting : Enabled
Word Wise : Enabled
Print length : 115 pages

FREE

DOWNLOAD E-BOOK





German Men Sit Down To Pee And Other Insights Into German Culture

German culture is a fascinating and complex tapestry of traditions, customs, and beliefs. From the language to the food to the people, there is...



High School: A Comprehensive Guide to Surviving the Awkward Years

High school can be a tough time, but it doesn't have to be all bad. This comprehensive guide will help you navigate the social, academic, and...