


# How to Choose and Get Into Any Law School: A Comprehensive Guide

Embarking on a legal career requires navigating the intricate world of law school admission. With countless institutions and competitive requirements, the process can seem daunting. This comprehensive guide will illuminate your path to choosing and getting into any law school that aligns with your aspirations.



## How to Choose and Get into Any Law School

by Jay H. Lefkowitz

★★★★★ 5 out of 5

Language : English  
File size : 255 KB  
Text-to-Speech : Enabled  
Enhanced typesetting : Enabled  
Word Wise : Enabled  
Print length : 63 pages  
Lending : Enabled  
Screen Reader : Supported



## Chapter 1: Choosing a Law School

The first step is selecting the right law school for your goals and preferences. Consider the following factors:

- **Program Strength:** Identify schools with strong programs in areas you're interested in, such as corporate law, criminal law, or environmental law.

- **Location:** Consider the geographic location of the school and its proximity to legal centers or areas where you aspire to practice.
- **Reputation:** Research the reputation of the school within the legal community and its ranking in various publications.
- **Faculty:** Explore the credentials and expertise of the faculty to determine if their research interests align with your own.
- **Career Services:** Assess the school's career services department and its success in helping graduates secure employment.

## Chapter 2: Application Requirements

Each law school has specific application requirements. The following are generally required:

- **LSAT Score:** Take the Law School Admission Test (LSAT) and aim for a competitive score that meets or exceeds the median for the schools you're applying to.
- **Transcript:** Submit your undergraduate transcript with a strong GPA, demonstrating academic excellence.
- **Personal Statement:** Write a compelling personal statement that showcases your motivations, experiences, and reasons for pursuing law.
- **Resume:** Highlight your work experience, extracurricular activities, and any other relevant qualifications.
- **Letters of Recommendation:** Obtain strong letters of recommendation from individuals who can attest to your character, abilities, and potential for legal success.

## Chapter 3: LSAT Preparation

Success on the LSAT is crucial for admission to a top law school. Dedicate ample time to preparation using the following strategies:

- **Study Plan:** Create a comprehensive study plan that allocates time for each section of the LSAT (Analytical Reasoning, Logical Reasoning, and Reading Comprehension).
- **Practice Tests:** Regularly take practice tests under timed conditions to simulate the actual exam experience and identify areas for improvement.
- **Section Focus:** Break down the LSAT into manageable sections and focus on mastering each one individually.
- **Tutoring:** Consider seeking guidance from an experienced LSAT tutor who can provide personalized advice and support.
- **Mindset:** Cultivate a positive mindset and stay motivated throughout the preparation process.

## Chapter 4: Enhancing Your Candidacy

Beyond the core application requirements, enhance your candidacy with the following strategies:

- **Legal Experience:** Gain practical experience through internships, legal clinics, or volunteer work in the legal field.
- **Leadership Roles:** Seek leadership positions in undergraduate organizations or extracurricular activities to demonstrate your initiative and communication skills.

- **Significant Accomplishments:** Showcase any exceptional achievements or honors that demonstrate your intellectual capacity and dedication.
- **Diversity:** Highlight your unique experiences, perspectives, and how you would contribute to the diversity of the legal profession.
- **Community Service:** Engage in community service activities that demonstrate your commitment to social justice and advocacy.

## Chapter 5: The Application Process

Once you have prepared and gathered all necessary materials, begin the application process:

- **Create LSAC Account:** Create an account with the Law School Admission Council (LSAC) to register for the LSAT and submit your law school applications.
- **Complete Applications:** Carefully complete all application sections, providing comprehensive and accurate information.
- **Submit Materials:** Upload your transcript, personal statement, resume, and letters of recommendation to the schools you're applying to.
- **Fee Waivers:** Explore financial aid options and apply for fee waivers if eligible to reduce application costs.
- **Deadlines:** Pay meticulous attention to application deadlines and submit your materials well in advance.

## Chapter 6: Interview Preparation

If invited for an interview, prepare thoroughly:

- **Research the School:** Learn about the law school's history, culture, and areas of expertise.
- **Practice Questions:** Anticipate common interview questions and prepare thoughtful responses that highlight your qualifications.
- **Dress Professionally:** Present yourself in a professional and polished manner, conveying confidence and enthusiasm.
- **Be Yourself:** Showcase your genuine personality and motivations, demonstrating why you're a good fit for the school.
- **Ask Questions:** Engage with the interviewer and ask thoughtful questions to demonstrate your interest in the program and the legal profession.

## Chapter 7: Scholarship Negotiation


If you receive multiple law school offers, you may be in a position to negotiate scholarship packages:

- **Compare Offers:** Carefully compare the scholarship offers, considering the total cost of attendance and the reputation of each school.
- **Negotiate:** Politely contact the schools and inquire about the possibility of increasing your scholarship offer.
- **Leverage Other Offers:** If you have offers from other schools, use them as leverage to improve your scholarship package.

- **Be Prepared to Walk Away:** Be prepared to decline a scholarship offer if it doesn't meet your financial needs.
- **Follow Up:** Respond to the schools promptly and professionally, expressing your gratitude and confirming your decision.

Getting into law school is a challenging but achievable goal. By carefully considering your options, preparing diligently, and showcasing your qualifications, you can increase your chances of admission to the school of your choice. This comprehensive guide has provided you with the essential knowledge and strategies to navigate the law school admission process successfully.

Remember, the pursuit of a legal career is a journey filled with opportunities for personal and professional growth. Embrace the challenges and seize the opportunities that await you in the world of law.



## How to Choose and Get into Any Law School

by Jay H. Lefkowitz


★★★★★ 5 out of 5

Language	: English
File size	: 255 KB
Text-to-Speech	: Enabled
Enhanced typesetting	: Enabled
Word Wise	: Enabled
Print length	: 63 pages
Lending	: Enabled
Screen Reader	: Supported

FREE

DOWNLOAD E-BOOK





## German Men Sit Down To Pee And Other Insights Into German Culture

German culture is a fascinating and complex tapestry of traditions, customs, and beliefs. From the language to the food to the people, there is...



## High School: A Comprehensive Guide to Surviving the Awkward Years

High school can be a tough time, but it doesn't have to be all bad. This comprehensive guide will help you navigate the social, academic, and...