


# 100 Ideas for Early Years Practitioners

As an Early Years Practitioner, you play a vital role in shaping the minds of young learners. These formative years are crucial for their development, and it is essential to provide them with a rich and engaging learning environment that fosters their creativity, curiosity, and love of learning.

To help you in this endeavor, we have compiled a comprehensive list of 100 ideas that you can use to inspire and engage your young students:



## 100 Ideas for Early Years Practitioners: Outstanding Practice (100 Ideas for Teachers, 12) by Lucy Peet

★★★★☆ 4 out of 5

Language : English

Lending : Enabled

File size : 54855 KB

Print length : 57 pages

Screen Reader: Supported



## 1. Art and Creativity

1. Set up an art station with a variety of materials such as crayons, markers, paint, clay, and playdough.
2. Encourage children to experiment with different colors, shapes, and textures.
3. Provide opportunities for children to create their own masterpieces, such as paintings, sculptures, or collages.

4. Sing songs and read stories that involve art and creativity.
5. Take children on field trips to art museums or galleries.

## **2. Music and Movement**

6. Incorporate music into your daily routine by singing songs, playing instruments, and dancing.
7. Use music to teach children about rhythm, pitch, and tempo.
8. Encourage children to create their own songs and dances.
9. Take children on field trips to music concerts or performances.
10. Provide opportunities for children to play with different musical instruments.

## **3. Science and Discovery**

11. Set up a science table with a variety of objects and materials for children to explore.
12. Encourage children to ask questions and make predictions.
13. Conduct simple science experiments, such as mixing colors or making slime.
14. Take children on field trips to science museums or zoos.
15. Read books and articles about science and nature.

## **4. Language and Literacy**

16. Create a cozy reading nook with a variety of books.
17. Read aloud to children daily.

18. Encourage children to talk about books and share their ideas.
19. Provide opportunities for children to write their own stories and poems.
20. Take children on field trips to libraries or bookstores.

## **5. Math and Numeracy**

21. Incorporate math into your daily routine by counting objects, playing games, and using manipulatives.
22. Teach children about numbers, shapes, and measurement.
23. Encourage children to solve math problems.
24. Take children on field trips to math museums or science centers.
25. Provide opportunities for children to play with different math games and puzzles.

## **6. Social and Emotional Development**

26. Create a safe and supportive environment where children feel respected and valued.
27. Teach children about emotions and how to regulate them.
28. Encourage children to develop empathy and compassion for others.
29. Provide opportunities for children to work together in groups and build relationships.
30. Model positive social behaviors and interactions.

## **7. Physical Development**

31. Provide children with ample opportunities for gross motor play, such as running, jumping, and climbing.
32. Encourage children to develop fine motor skills through activities such as painting, drawing, and cutting.
33. Teach children about healthy habits, such as eating healthy foods and getting enough sleep.
34. Take children on field trips to parks or playgrounds.
35. Provide opportunities for children to participate in sports and physical activities.

## **8. Technology**

36. Introduce children to age-appropriate technology, such as computers, tablets, and interactive games.
37. Teach children how to use technology safely and responsibly.
38. Use technology to enhance learning experiences, such as by using educational apps or websites.
39. Take children on field trips to technology museums or science centers.
40. Provide opportunities for children to create their own digital content, such as videos or presentations.

## **9. Outdoor Play**

41. Provide children with regular opportunities to play outdoors.
42. Create an outdoor play area with a variety of equipment and materials.
43. Encourage children to explore nature and learn about the environment.

44. Take children on field trips to parks, forests, or beaches.
45. Provide opportunities for children to participate in outdoor activities, such as gardening or nature walks.

## 10. Cultural Exploration

46. Introduce children to different cultures through music, art, food, and literature.
47. Encourage children to learn about different languages and customs.
48. Take children on field trips to museums or cultural centers.
49. Invite guest speakers from different cultural backgrounds to share their experiences.
50. Celebrate diversity and promote inclusion in the classroom.

These ideas are just a starting point for inspiring and engaging activities for young learners. As an Early Years Practitioner, you have the unique opportunity to shape the lives of children and help them develop a lifelong love of learning. We hope that this list provides you with valuable resources and inspiration for your practice.


Remember, the most important thing is to create a fun and supportive learning environment where children feel safe, respected, and encouraged to explore and grow.

### 100 Ideas for Early Years Practitioners: Outstanding Practice (100 Ideas for Teachers, 12) by Lucy Peet


★★★★☆ 4 out of 5

Language : English

Lending : Enabled




File size : 54855 KB  
Print length : 57 pages  
Screen Reader: Supported



## German Men Sit Down To Pee And Other Insights Into German Culture

German culture is a fascinating and complex tapestry of traditions, customs, and beliefs. From the language to the food to the people, there is...



## High School: A Comprehensive Guide to Surviving the Awkward Years

High school can be a tough time, but it doesn't have to be all bad. This comprehensive guide will help you navigate the social, academic, and...