

10 Steps to Secure Graduate Admission Success in North America

Pursuing graduate studies in North America offers a world-class educational experience and opens doors to exceptional career opportunities. However, navigating the competitive graduate admissions process can be daunting. To increase your chances of success, follow these 10 comprehensive steps:

Step 1: Research and Identify Programs

* Explore universities and programs that align with your academic interests and career goals. * Attend virtual and in-person information sessions to gather insights. * Consult with professors, advisors, and alumni to gain perspectives.



FUNDED GRADUATE ADMISSION: 10 Steps to a success graduate admission in North America

★★★★★ 5 out of 5

Language	: English
File size	: 11378 KB
Text-to-Speech	: Enabled
Screen Reader	: Supported
Enhanced typesetting	: Enabled
Word Wise	: Enabled
Print length	: 98 pages
Lending	: Enabled

FREE

DOWNLOAD E-BOOK





Step 2: Prepare Strong Academic Credentials

* Maintain a competitive GPA throughout your undergraduate studies. *

Excel in relevant coursework and earn high grades in core subjects. *

Engage in research, internships, and other extracurricular activities that demonstrate your commitment to your field.



Step 3: Craft a Compelling Statement of Purpose

* Articulate your academic aspirations, research interests, and career goals in a well-written statement. * Highlight your unique qualifications, experiences, and motivations for pursuing the chosen program. * Seek feedback from professors, mentors, or writing centers to enhance the quality of your writing.



Step 4: Secure Impressive Letters of Recommendation

- * Choose professors, supervisors, or mentors who can provide strong testimonials about your academic abilities, research skills, and personal qualities.
- * Provide them with clear instructions and sufficient time to write detailed letters.
- * Follow up to express your gratitude for their support and ensure their timely submission.

Graduate School Letter of Recommendation

To Whom It May Concern,

My name is _____ [Your Name] and proud to offer my recommendation of _____ [Individual's Name] to whom I have personally known for _____ years as my professor at _____ [Name of School].

During my relationship with _____ [Individual's Name] I have experienced an individual who shows up earlier than asked, works hard, and carries themselves in a polite, respectable manner. In addition, _____ [Individual's Name] is a devout student who has always presented themselves with levelheadedness and grace.

Performance Rating

Describe with one (1) of the following:

Top 1-2%, Top 2%, Top 10%, Top 25%, Top 50%, Bottom 50%, or Unable to Rank

Intellectual Ability: _____

Ability to Analyze Problems and Formulate Solutions: _____

Ability to Grasp New Concepts: _____

Originality or Intellectual Creativity: _____

Mathematical or Logical Thought: _____

Written Expression: Radio Buttons: _____

Oral Expression: Radio Buttons: _____

Laboratory Skills: Radio Buttons: _____

Persistence Toward Goals: Radio Buttons: _____

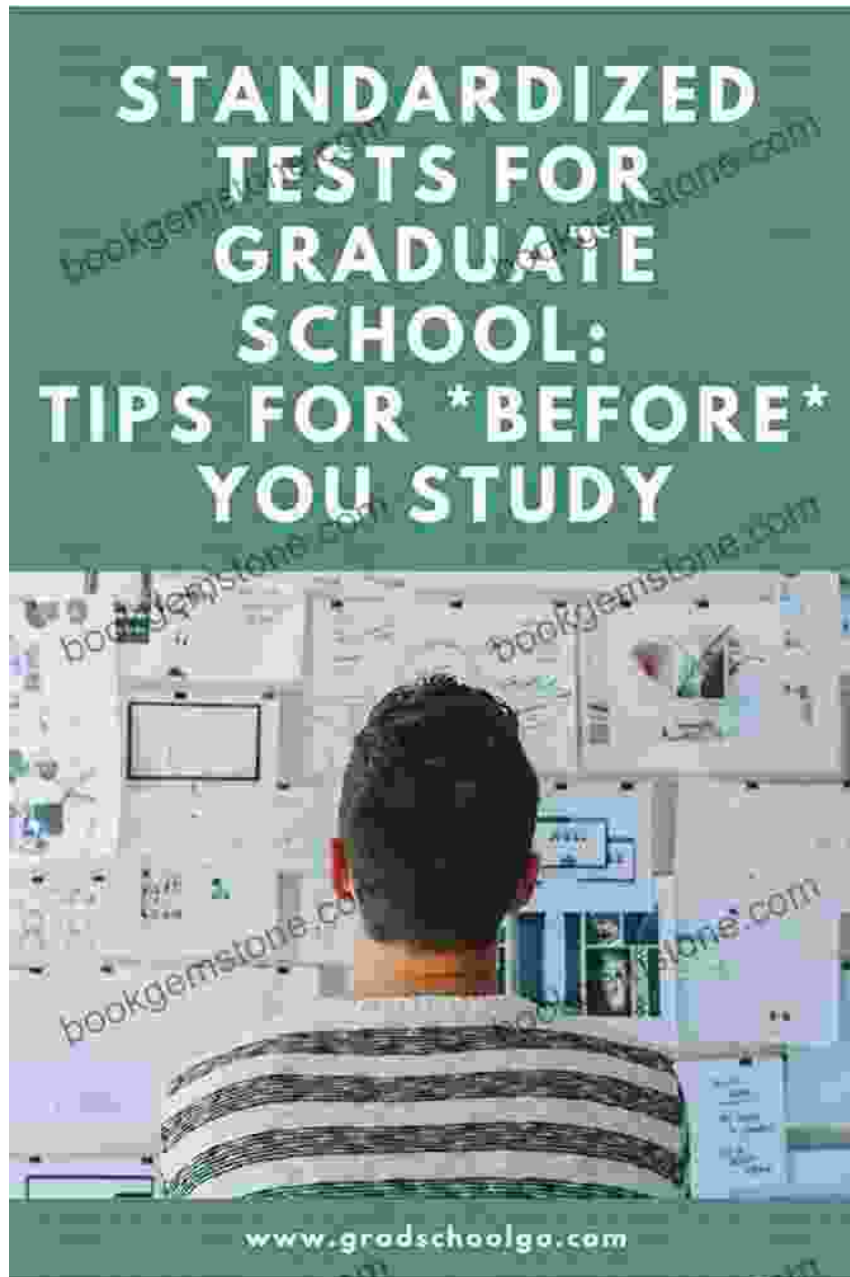
Potential in Research: Radio Buttons: _____

Ability to Work with Others: Radio Buttons: _____

e

Step 5: Take Standardized Tests (GRE/GMAT/LSAT/MCAT)

* Prepare thoroughly for standardized tests that are required for your program of choice. * Take practice tests to identify areas for improvement and track your progress. * Seek professional tutoring if necessary to enhance your performance.



Step 6: Apply to Multiple Programs

* Diversify your applications by targeting a range of programs that match your interests and qualifications. * Meet all application deadlines to avoid missing out on opportunities. * Carefully review application requirements to ensure completeness and accuracy.



Step 7: Prepare for Interviews and Skype Meetings

* Practice answering common interview questions and anticipate potential scenarios. * Research the program, faculty, and research opportunities to demonstrate your knowledge and enthusiasm. * Dress professionally and maintain a positive and confident demeanor during interviews.



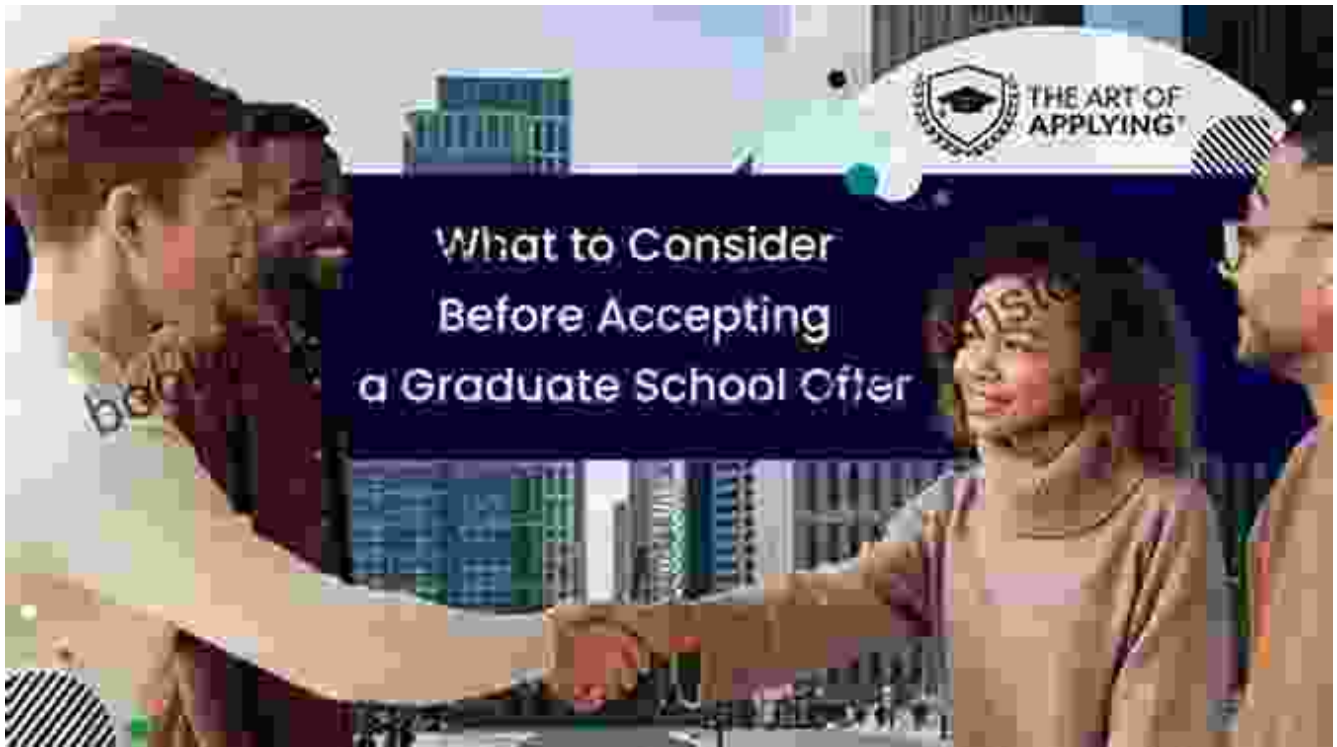
Step 8: Fund Your Education

* Explore funding opportunities such as scholarships, fellowships, teaching assistantships, and research grants. * Apply for financial aid and submit necessary documents promptly. * Consider part-time work or student loans to cover additional expenses.



Step 9: Accept Your Offer and Start Preparing

* Weigh your options carefully and make an informed decision. * Inform other programs of your acceptance and decline offers you do not intend to pursue. * Connect with your future professors, mentors, and classmates to start building relationships.



Step 10: Arrive and Excel in Graduate School

* Settle into your new environment and connect with your fellow students. * Attend orientation and participate in campus events to build a sense of community. * Engage in research, coursework, and other academic pursuits to make the most of your graduate experience.



Navigating the graduate admissions process in North America requires a strategic and proactive approach. By following these comprehensive steps, you can increase your chances of securing admission to your desired program. Remember to research thoroughly, prepare strong credentials, craft compelling application materials, and engage with potential supervisors and programs. With determination, dedication, and the right preparation, you can unlock the doors to a transformative graduate education experience in North America.

FUNDED GRADUATE ADMISSION: 10 Steps to a success graduate admission in North America


★★★★★ 5 out of 5

Language : English

File size : 11378 KB




Text-to-Speech : Enabled
Screen Reader : Supported
Enhanced typesetting : Enabled
Word Wise : Enabled
Print length : 98 pages
Lending : Enabled



German Men Sit Down To Pee And Other Insights Into German Culture

German culture is a fascinating and complex tapestry of traditions, customs, and beliefs. From the language to the food to the people, there is...



High School: A Comprehensive Guide to Surviving the Awkward Years

High school can be a tough time, but it doesn't have to be all bad. This comprehensive guide will help you navigate the social, academic, and...